
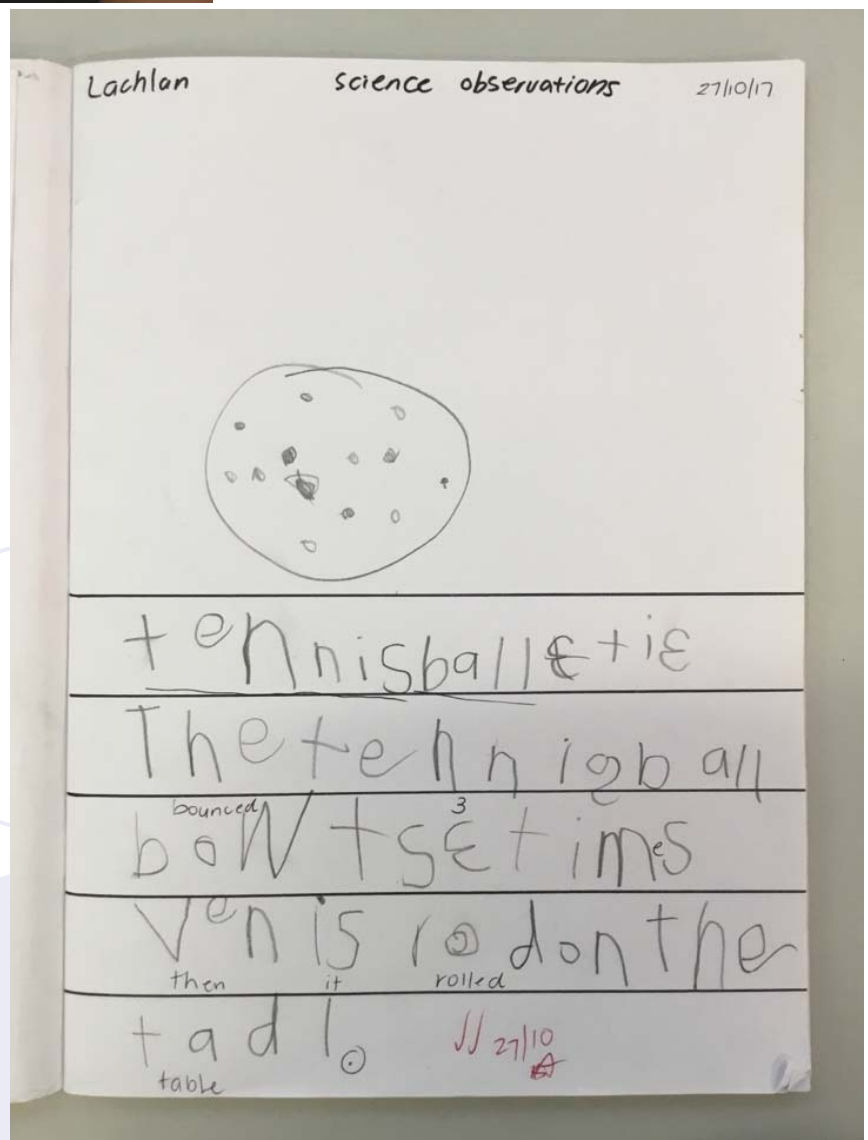


# P-2 Section News



Look at our Preps!  
Representing and writing  
numbers

Prep making  
Science  
Observations about  
objects.



# P-2 Section News

Cinderella is the absolute best I definitely like the story because her shiny shoes. Cinderella because at the end she look excellent. It is definitely better got to marry the prince. I also loved than Cinderella's Rox because at that in the story the fairy god the end she wore tatted clothes. mother came and made Cinderella look fabulous!

In both storys thier is a ball. But I like Cinderella the best I prefer Cinderella because because Cinderella let her step she has magnificent jewls in sisters go to the wedding. her hair and her shiny glass

Would you go to the ball if you wear slippers are very pretty Cinderella in the story? I would!

was a thoughtful girl because she let her nasty sisters go to the wedding

The fact is Cinderella is the best! Would you have this for your bed time story? I would!

**Year 1 have been comparing versions Cinderella and explaining which story they prefer.**

# P-2 Section News

Learning Intention: We are learning to create a multimodal procedure.  
 Focus Question: What is the structure of a procedure?  
 Success Criteria: we'll know we have learnt it when we can:

- Include a title, headings, what you need and numbered steps
- Sequence the steps correctly
- Write a commanding sentence starting with a different interesting verb
- Include the 'how and where' (adverbs) in a commanding sentence
- Use capital letters and full stops correctly
- Use adjectives and adverbs to add detail (when, where and how)
- Spell sight words and words with blends, digraphs morphemes (ly), and common vowels

2010

How to make a disgusting sandwich

What you need

- Bread moulds
- Chilli sauce
- Worms
- Dirt

Steps

1. Squeeze Chilli Sauce
2. Sprinkle <sup>all</sup> Carefully on the bread.
3. Squish the worms on the bread.
4. Now feed to the Seagulls.

How to make a mustard sandwich


What you need

- Butter
- Bread
- Butter
- Mustard
- Plate
- Knife

Steps

1. Place the two pieces of bread.
2. Spread the butter evenly on the bread using the knife.
3. Spread the mustard on one of the pieces of bread.
4. Place one of the pieces of bread on top.
5. Cut carefully in half.

Now feed to the seagulls!



Year 1 have been writing procedures. I wonder which students have made their disgusting sandwich at home?



# P-2 Section News

As Clancy grew up, all the other cows treated him like a out cast. Clancy felt tearfull.

So the next day he tried to wrap white <sup>thin</sup> duck tape around his belly but since his belly was too hairy it fell off. The next day Clancy tried spray painting his belly white but the day after that it rained and it all rubbed off. It was the last day of the week Friday and Clancy felt heart broken but then he had an idea. <sup>He</sup> would go to the <sup>green fresh</sup> garden and pick some white petals of a flower and stick them to him

Year 2 have been writing imaginative complications to add to a familiar story. Look how well we are editing our work now!

with white <sup>shiny</sup> ~~glue~~ <sup>glue</sup> but Clancy didn't like the look of them or what <sup>they</sup> ~~he~~ felt like. So he took them all of and it was painful, very painful. Clancy took all the white flower petals of ~~but~~ <sup>but</sup> since he was crying he couldn't feel <sup>much</sup> ~~much~~ pain.

Clancy was different and nothing could be done about it. ✓ JB 1/11